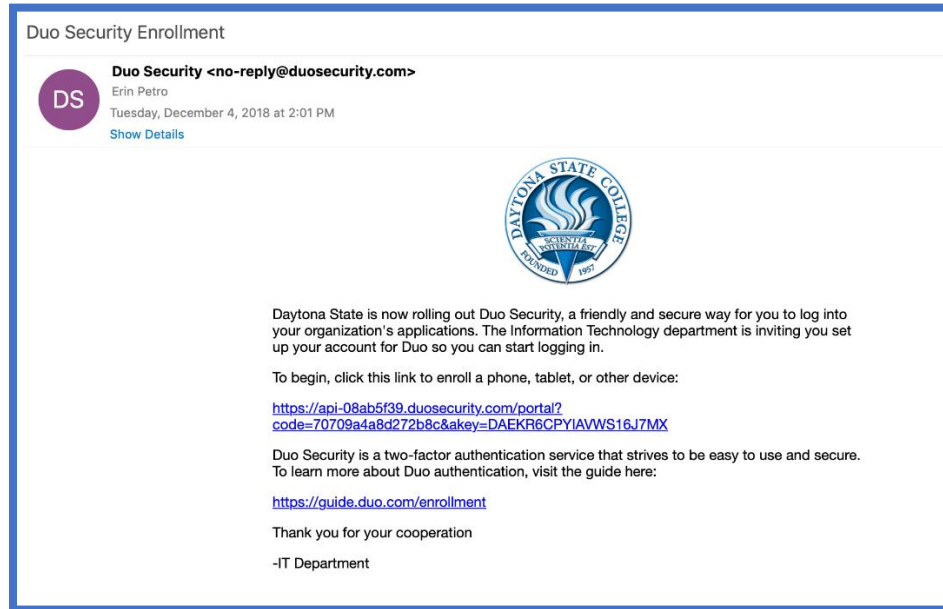


Duo Security - Tablet Enrollment

Step 1: Open the email sent to you by Duo Security and click on the link.



The **What is this?** link will direct you to the official Duo Security website. The information provided on this website is not Daytona State specific.

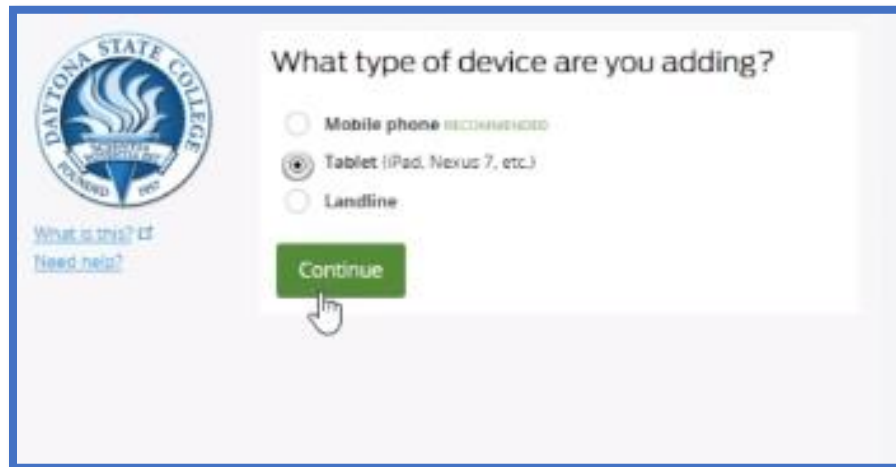
The **Need help?** link will provide you with contact information for the Help Desk.



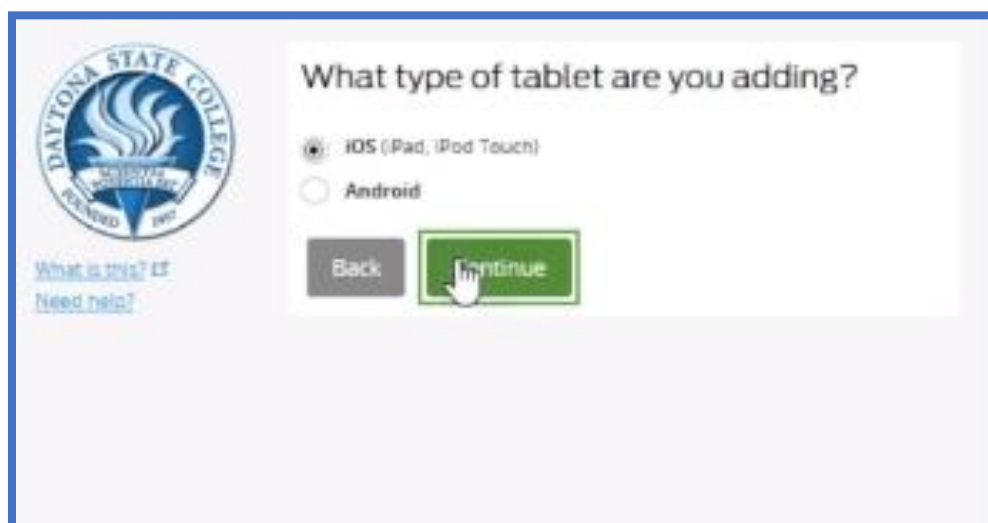
Step 2: Click **Start setup** to begin enrolling your device.



Step 3: Select the **Tablet** option and click **Continue**.



Step 4: Choose your tablet's operating system and click **Continue**.



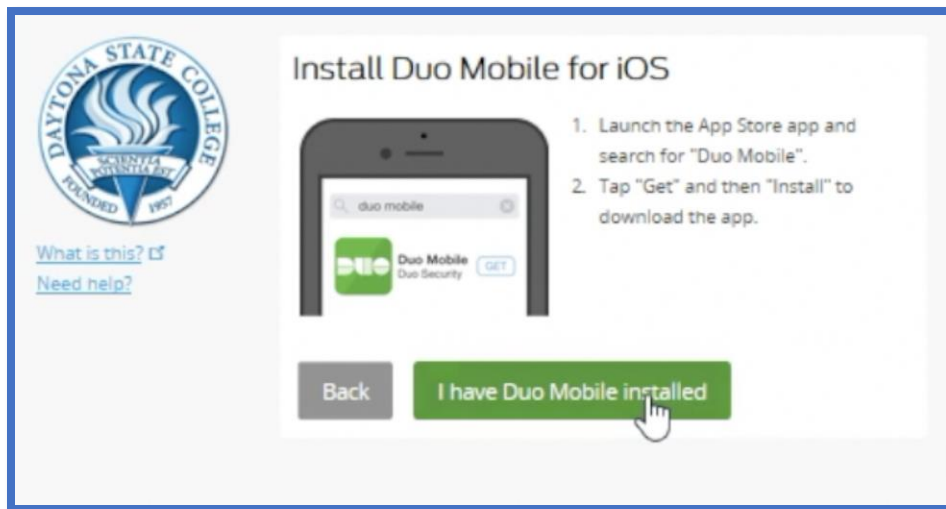
You will now be instructed to download the Duo Mobile app on your tablet.

Duo Mobile is an app that runs on your tablet and helps you authenticate quickly and easily.

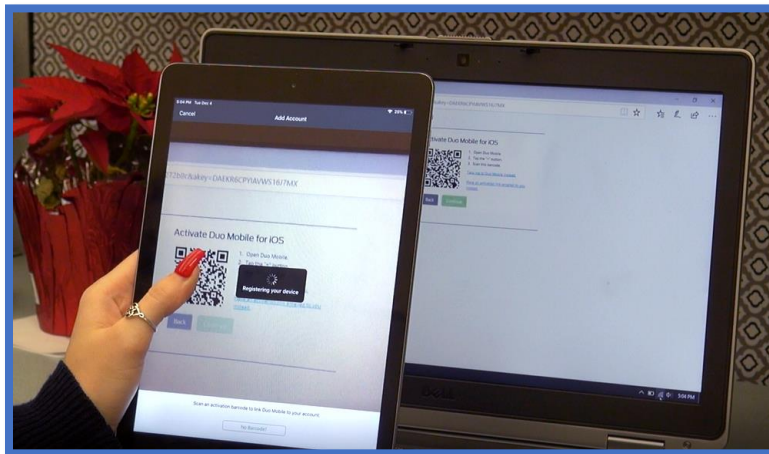
Follow the platform-specific instructions on the screen to install Duo Mobile.



Step 5: After installing the app return to the enrollment window and click **I have Duo Mobile installed.**



You can now activate Duo Mobile by scanning the barcode with the app's built-in barcode scanner. Follow the platform specific instructions for your device.



Step 6: The **Continue** button is clickable after you scan the barcode successfully.



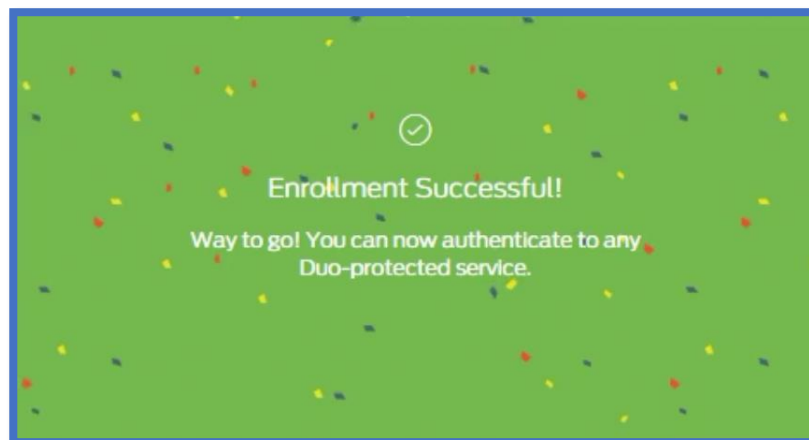
Can't scan the barcode? Click **Or, have an activation link emailed to you instead** and follow the instructions.

Step 7: Click **Finish Enrollment**.



Congratulations!

Your device is now ready to approve Duo authentication requests.



Duo Security - Tablet Login Process

Step 1: Enter your Daytona State College credentials as you normally would. Click **Sign in**.

Step 2: Your tablet will automatically receive a push notification from Duo Security. When you open the notification your Duo Mobile app will open. Select **Approve**.

Step 3: Now that you have authenticated, your account will finish logging in and you may proceed as normal.

***Please note:** repeated failure to authenticate will result in your account being locked for 30 minutes. Users must authenticate each time they log out.

If you need help contact the Help Desk at (386) 506-3950 or helpdesk@daytonastate.edu