


Duo Security - Landline Enrollment

Step 1: Open the email sent to you by Duo Security and click on the link.



The **What is this?** link will direct you to the official Duo Security website. The information provided on this website is not Daytona State specific.

The **Need help?** link will provide you with contact information for the Help Desk.



Step 2: Click **Start setup** to begin enrolling your device.



Protect Your Daytona State College Account

Two-factor authentication enhances the security of your account by using a secondary device to verify your identity. This prevents anyone but you from accessing your account, even if they know your password.

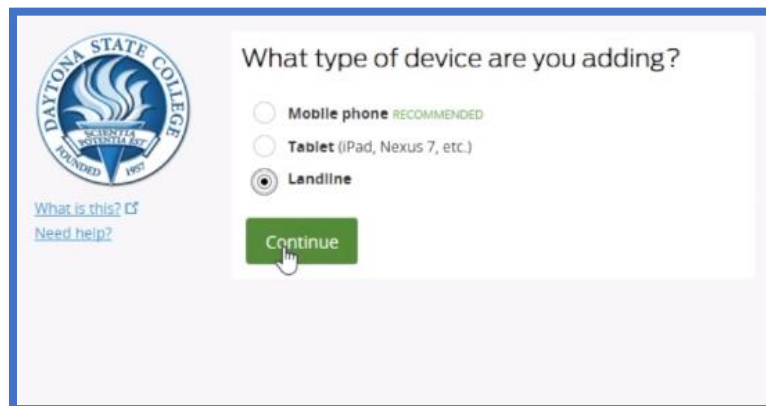
This process will help you set up your account with this added layer of security.

[What is this?](#) [Need help?](#)

Start setup

Step 3: Select the **Landline** option and click **Continue**.

**Please note: the landline option only allows you to authenticate when you are near your work phone or cell phone that you chose to use.*



What type of device are you adding?

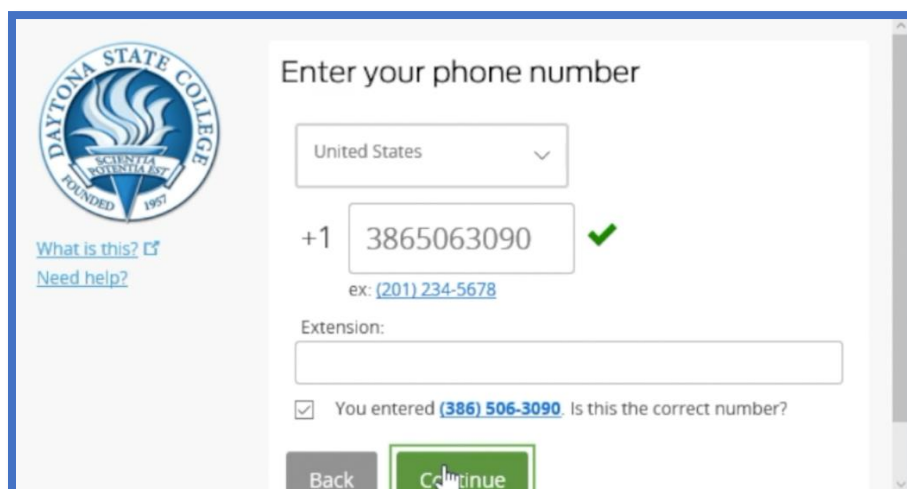
☐ Mobile phone **RECOMMENDED**

☐ Tablet (iPad, Nexus 7, etc.)

☒ Landline

Continue

Step 4: Type your work phone number or cell phone number. Double-check that you entered it correctly, check the box, and click **Continue**.



Enter your phone number

United States

+1 3865063090 ✓

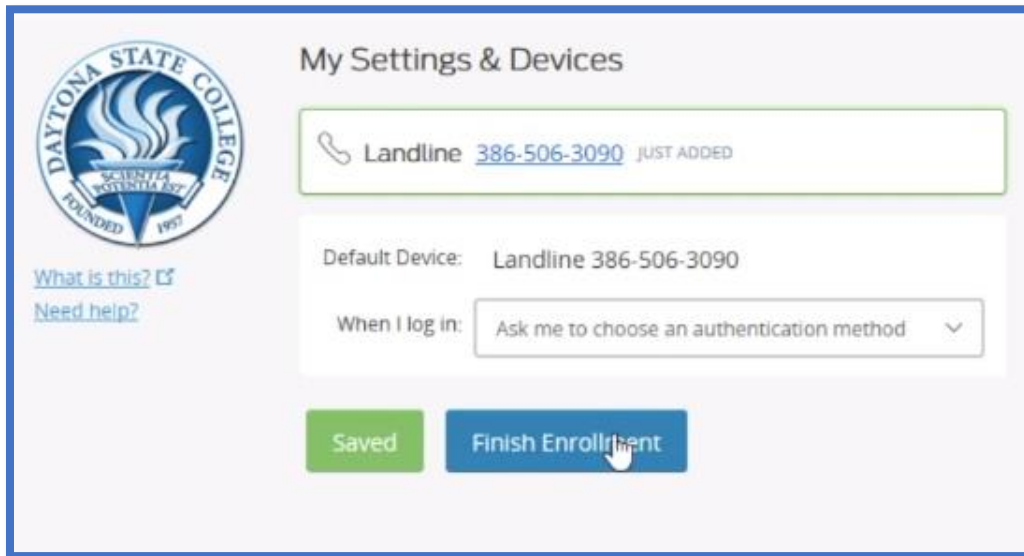
ex: (201) 234-5678


Extension:

☒ You entered (386) 506-3090. Is this the correct number?

Back **Continue**

Step 5: Click Finish Enrollment.



 **My Settings & Devices**

Landline [386-506-3090](tel:386-506-3090) JUST ADDED

Default Device: Landline 386-506-3090

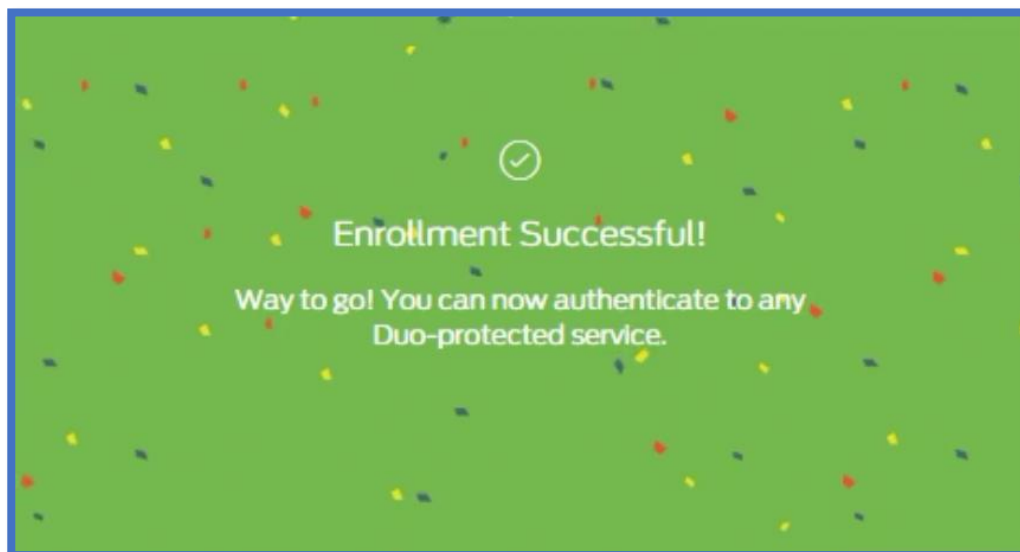
When I log in: Ask me to choose an authentication method ▼

[What is this?](#) [Need help?](#)

[Saved](#) [Finish Enrollment](#)

Congratulations!

Your device is now ready to approve Duo authentication requests.



Duo Security - Landline Login Process

Step 1: Enter your Daytona State College credentials as you normally would. Click **Sign in**.

Step 2: Your landline or cell phone will automatically receive a call from Duo Security. Answer and follow prerecorded instructions (you will be instructed to push any key on your phone).

Step 3: Now that you have authenticated, your account will finish logging in and you may proceed as normal.

***Please note:** repeated failure to authenticate will result in your account being locked for 30 minutes. Users must authenticate each time they log out.

If you need help contact the Help Desk at (386) 506-3950 or helpdesk@daytonastate.edu